

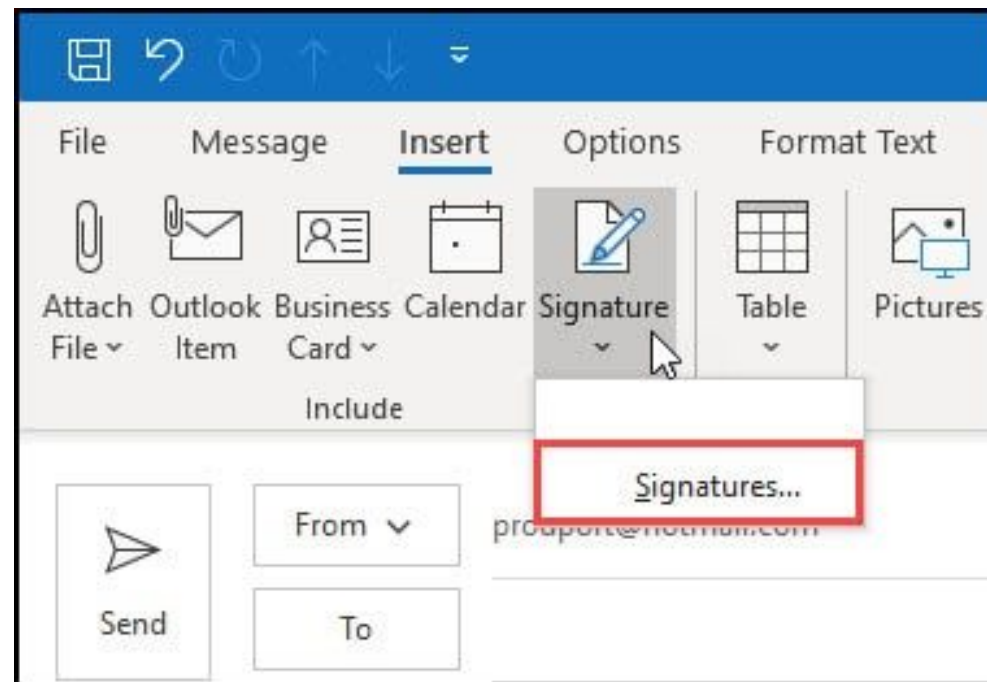
Creating a COVID-19 test scheduling and exposure support system for 18K+ health care employees using MS 365 Applications

- Minimal FTE's available to run COVID-19 Comprehensive Exposure Program
- How can we tap into available software applications to support our caregivers with redeployed staff?



Step 1: Outlook Email Signatures

- Standardize communication to caregivers based on inquiry type



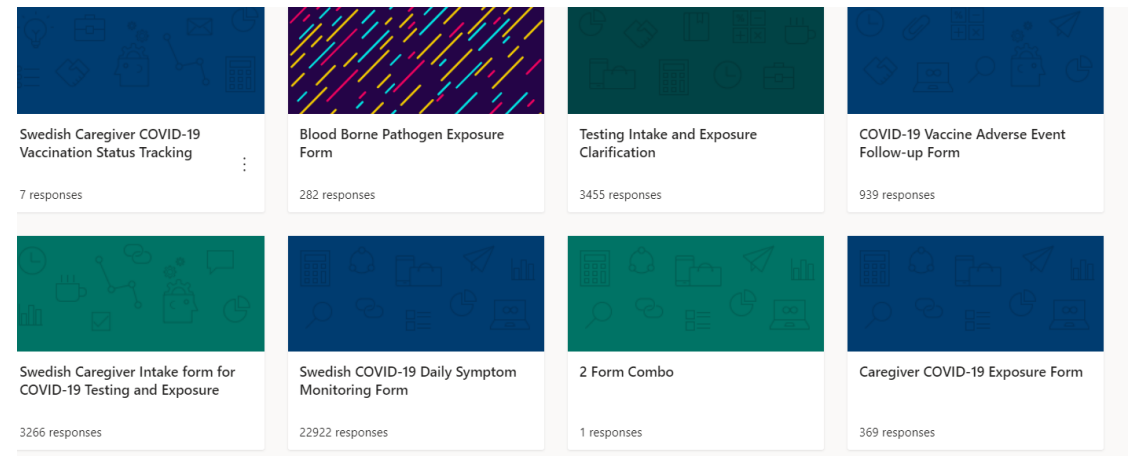
Step 2: Create Excel Database in Teams

- Shared database
- Dynamic -- information needed from caregivers changes rapidly as new COVID-19 guidelines emerge from CDC
- Learn how to use excel on the fly!



Step 3: Create Symptomatic and Exposure Survey Intake Form (MS Forms)

- Maintain simplicity for end users (caregivers) – choose your own adventure; QR codes for mobile access
- Data collected electronically
- Integrate MS Forms with other MS 365 Programs for data tracking





Step 4: Utilize Power Automate

- Send unique, personalized email notifications to caregivers based on MS Form Responses (testing confirmations, exposure next-steps, etc.)
- Update Testing Schedule database in excel based on MS Form Responses
- Update Master List excel database with caregiver exposure risk level based on MS Form Responses
- Send covid19@swedish.org real-time notifications whenever MS Form submitted
- Track vaccination reactions

Step 4 (continued): Utilize Power Automate



New Symptomatic/Exposure Concern Intake Form Submitted --> notify covid19 inbox with response details

Save Flow checker Test

Intake Form responses to covid19@swedish.org

Get response details

Send an email from a shared mailbox (V2)

*Original Mailbox Address: Covid19@Swedish.org

*To: Covid19@Swedish.org

*Subject: What is your la... x ; What is your fir... x : NEW INTAKE FORM

*Body

Font 12 B I U

Symptomatic test scheduling and Exposure Clarification Questions
Instructions for Inbox Manager
*This email is automatically sent to covid19@swedish.org after caregiver fills out the Testing Intake and Exposure Clarification Survey

Caregiver Name:
What is your first name and middle initial? x
What is your last name? x

Dept/Campus:
What is your department/specialty? (e.g. ICU, 3E Med-Tele, etc.) x /
Where is your primary work campus? x
Since you selected "other", please write in your primary work location: >

CG preferred email:
Your preferred email address (e.g. mickey.mouse@gmail.com) OR your s

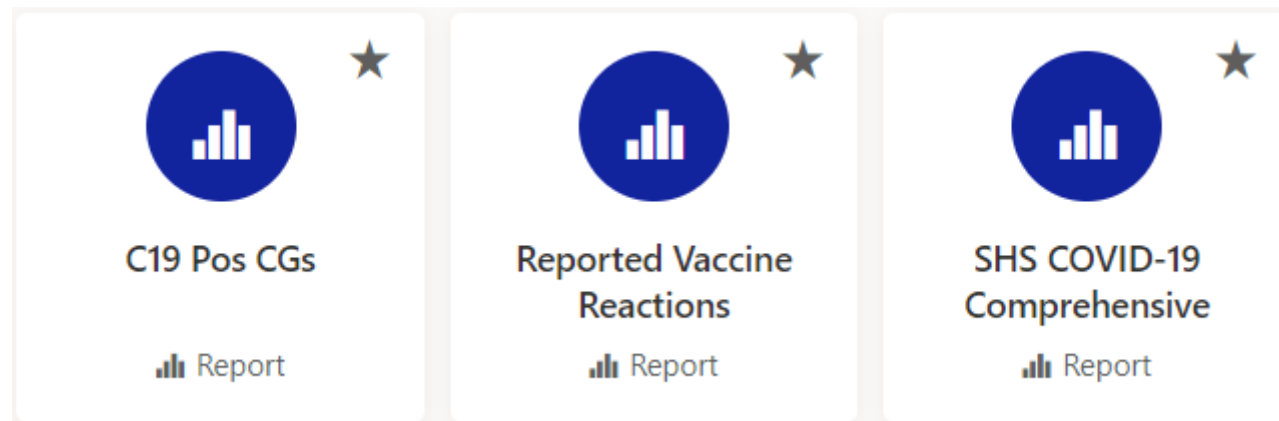
Is caregiver symptomatic?
Have you had any of the following symptoms (even if mild?) within the l

Symptom description (if used)

Step 5: Connect Data to Power BI Dashboards



- One-time connection to excel data tables enables slicing/dicing data for system report-outs
- Plethora of graph options available to best represent data and “story”
- Able to embed Power BI dashboards within Teams groups and other MS 365 applications



Step 6: Stay Flexible and Keep Learning!

